

Seminole County Board of
County Commissioners
Sanford, FL

Portfolio Performance Review
September 30, 2019



SUNTRUST
ROBINSON HUMPHREY

Grier Campbell
Director
Fixed Income Sales

404-926-5549
Grier.Campbell@suntrust.com

Mike Davis
Managing Director - Strategies
Fixed Income Strategies

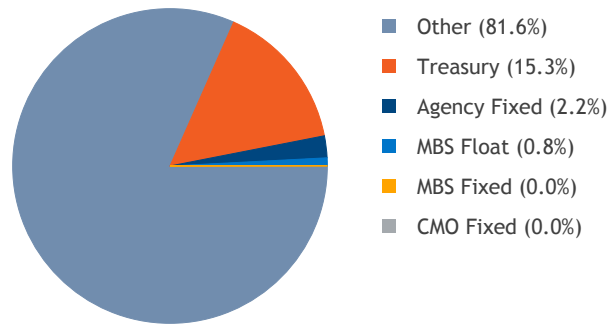
901-842-3824
Mike.Davis@suntrust.com

Strictly Private and Confidential

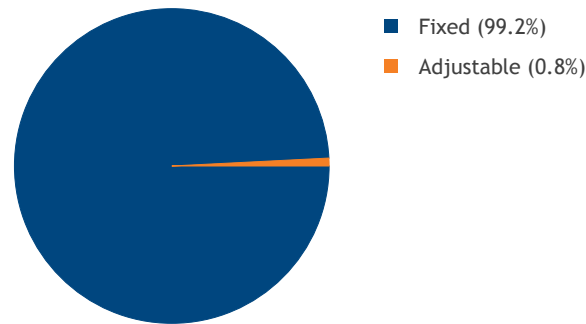
Section I Portfolio Overview..... 3
Section II Security Inventory Report..... 4
Disclaimer..... 9

Steven Jones
Vice President
Fixed Income Strategies

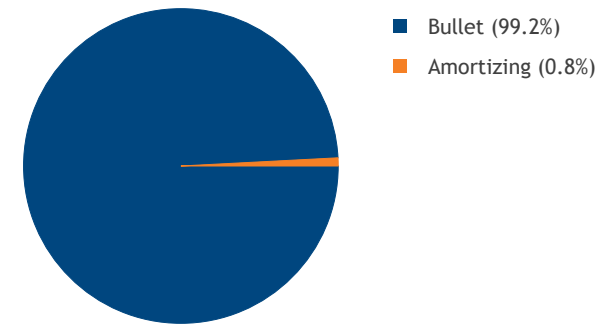
Sector Allocation



Coupon Type



Principal Type



Sector	Par Value	Book Value	Market Value	Gain (Loss)	AFS %	Book Yld (TE)	Average Life	Effective Duration	Effective Convexity	Price Vol. +300 Bps	Market Yld (TE)	3Mo CPR	
												Book Yld (TE)	Average Life
Agency Fixed	10,000,000	10,008,453	10,034,630	26,177	100%	2.35	0.56	0.56	0.00	(1.69)	1.88	2.35	0.56
MBS Fixed	113,515	116,830	117,079	250	100%	1.33	1.21	1.10	0.01	(3.23)	2.45	0.44	1.32
MBS Float	3,574,575	3,689,455	3,708,126	18,671	100%	2.91	4.24	0.96	0.45	(2.24)	2.78	3.02	7.51
CMO Fixed	820	841	834	(7)	100%	0.25	0.46	0.44	0.00	(1.31)	1.97	0.82	0.50
Treasury	68,000,000	67,533,437	68,486,404	952,967	100%	8.79	0.49	0.47	0.01	(1.39)	1.89	8.79	0.49
Other	363,097,320	363,097,320	363,097,320	-	100%	2.27	0.47	0.46	0.01	(1.35)	2.27	2.27	0.47
Totals/Averages	444,786,230	444,446,335	445,444,394	998,059	100%	3.27	0.51	0.47	0.01	(1.37)	2.21	3.27	0.53

#	CUSIP Sector	FAS 115 Description	Settle Date	Original Face Current Face	Coupon Maturity	Call Date Call Price	Call Type Effect Mat	WAL Base Eff Dur	Book Price Book Yld (TE)	Mkt Price Mkt Yield	Book Value Mkt Value	Gain/Loss Gain/Loss %
1	Agency Fixed	AFS Freddie Mac	05/01/2019	10,000,000	2.50	NA	Non-Callable	0.56	100.08	100.35	10,008,453	26,177
				10,000,000	04/23/2020	-	04/23/2020	0.56	2.35	1.88	10,034,630	0.26%
				10,000,000	2.50			0.56	100.08	100.35	10,008,453	26,177
Total: Agency Fixed				10,000,000	04/23/2020			0.56	2.35	1.88	10,034,630	0.26%
2	CMO Fixed	AFS FN 9156 M PAC1 Fix	10/19/1993	1,300,000	6.75	NA	Non-Callable	0.46	102.52	101.73	841	(7)
				820	06/25/2021	-	06/25/2021	0.44	0.25	1.97	834	(0.78%)
				1,300,000	6.75			0.46	102.52	101.73	841	(7)
Total: CMO Fixed				820	06/25/2021			0.44	0.25	1.97	834	(0.78%)
3	MBS Fixed	AFS GNJO 520132 5.0	07/18/2006	1,646,693	5.00	NA	Non-Callable	0.58	101.51	101.70	16,117	31
				15,877	04/15/2021	-	04/15/2021	0.56	2.05	1.72	16,147	0.19%
4	MBS Fixed	AFS GNJO 651758 5.0	07/18/2006	1,550,000	5.00	NA	Non-Callable	0.51	104.50	102.14	9,343	(211)
				8,940	04/15/2021	-	04/15/2021	0.50	(3.99)	0.44	9,131	(2.26%)
5	MBS Fixed	AFS GNJO 606276 5.0	07/18/2006	3,530,852	5.00	NA	Non-Callable	0.59	104.03	101.66	20,146	(459)
				19,366	05/15/2021	-	05/15/2021	0.57	(2.11)	1.83	19,687	(2.28%)
6	MBS Fixed	AFS FGCI G12455 5.5	01/31/2007	5,130,000	5.50	NA	Non-Callable	0.59	102.83	101.71	35,366	(385)
				34,392	10/01/2021	-	10/01/2021	0.57	0.32	2.21	34,981	(1.09%)
7	MBS Fixed	AFS G2SF 000978 8.5	09/21/1993	3,144,133	8.50	NA	Non-Callable	1.04	102.37	103.61	365	4
				356	03/20/2023	-	03/20/2023	0.98	5.73	4.49	369	1.21%
8	MBS Fixed	AFS FGLMC D75482 6.5	07/25/2001	3,422,641	6.50	NA	Non-Callable	2.57	102.63	106.30	35,494	1,270
				34,584	05/01/2026	-	05/01/2026	2.27	5.33	3.80	36,764	3.58%
Total: MBS Fixed				18,424,319	5.63			1.21	102.92	103.18	116,830	250
				113,515	01/11/2023			1.10	1.33	2.45	117,079	0.21%
9	MBS Float	AFS G2AR 008761 4.0	05/31/1995	2,400,000	4.00	NA	Non-Callable	0.67	99.62	100.11	1,566	8
				1,572	03/20/2021	-	03/20/2021	0.56	4.19	3.42	1,573	0.50%
10	MBS Float	AFS G2AR 008992 3.8	06/22/1995	4,000,000	3.88	NA	Non-Callable	1.25	101.50	101.76	8,864	22
				8,733	06/20/2022	-	06/20/2022	0.87	2.29	2.08	8,887	0.25%
11	MBS Float	AFS G2AR 008076 4.1	08/24/1995	1,530,000	4.13	NA	Non-Callable	1.47	99.96	100.07	3,610	4
				3,611	11/20/2022	-	11/20/2022	0.82	3.45	3.38	3,614	0.11%
12	MBS Float	AFS FN99AR 205565 4.7	02/23/1998	1,050,738	4.78	NA	Non-Callable	1.50	102.37	101.45	18,437	(166)
				18,009	02/01/2023	-	02/01/2023	0.33	2.20	2.83	18,270	(0.90%)
13	MBS Float	AFS G2AR 008457 3.7	07/22/1998	2,461,551	3.75	NA	Non-Callable	2.20	102.31	102.28	6,918	(2)
				6,762	07/20/2024	-	07/20/2024	0.41	2.19	2.20	6,915	(0.03%)
14	MBS Float	AFS G2AR 008520 4.1	06/22/1995	2,022,030	4.13	NA	Non-Callable	2.24	102.47	102.60	7,344	10
				7,167	10/20/2024	-	10/20/2024	0.99	2.23	2.17	7,353	0.13%
15	MBS Float	AFS FH99AR 785725 4.5	11/23/1999	2,000,000	4.53	NA	Non-Callable	2.70	103.36	102.25	6,741	(73)
				6,522	12/01/2026	-	12/01/2026	1.14	2.53	2.96	6,668	(1.08%)
16	MBS Float	AFS FN99AR 443193 4.8	12/23/1998	3,500,000	4.84	NA	Non-Callable	2.41	104.08	102.58	16,416	(237)
				15,773	11/01/2027	-	11/01/2027	0.34	2.21	2.85	16,179	(1.45%)

#	CUSIP Sector	FAS 115 Description	Settle Date	Original Face Current Face	Coupon Maturity	Call Date Call Price	Call Type Effect Mat	WAL Base Eff Dur	Book Price Book Yld (TE)	Mkt Price Mkt Yield	Book Value Mkt Value	Gain/Loss Gain/Loss %
17	MBS Float	36225CKE5 AFS G2AR 080292 3.8	10/25/1999	4,000,000 15,337	3.88 06/20/2029	NA -	Non-Callable 06/20/2029	3.79 1.28	100.22 3.32	101.23 3.03	15,370 15,526	156 1.01%
18	MBS Float	31383K6X0 AFS FN99AR 505886 4.5	08/25/1999	3,000,000 18,631	4.51 07/01/2029	NA -	Non-Callable 07/01/2029	3.29 0.96	102.85 3.06	103.70 2.79	19,162 19,321	159 0.83%
19	MBS Float	31295KN83 AFS FH99AR 786715 4.5	11/24/1999	1,856,783 25,927	4.50 07/01/2029	NA -	Non-Callable 07/01/2029	3.34 1.01	102.90 2.98	103.59 2.76	26,680 26,858	178 0.67%
20	MBS Float	31383NZU8 AFS FN99AR 508455 4.5	07/30/1999	3,560,767 47,033	4.51 08/01/2029	NA -	Non-Callable 08/01/2029	3.46 0.93	103.16 3.01	103.70 2.84	48,518 48,773	255 0.52%
21	MBS Float	31295KPW8 AFS FH99AR 786737 4.2	10/25/1999	4,000,000 919	4.25 09/01/2029	NA -	Non-Callable 09/01/2029	3.38 1.14	103.30 2.91	104.35 2.58	949 959	10 1.02%
22	MBS Float	31384VQU9 AFS FN99AR 535167 4.9	05/23/2001	5,721,120 29,546	4.90 01/01/2030	NA -	Non-Callable 01/01/2030	3.39 0.53	104.63 2.50	103.21 2.94	30,914 30,493	(420) (1.36%)
23	MBS Float	36225CNP7 AFS G2AR 080397 3.8	05/24/2000	4,000,000 13,312	3.88 04/20/2030	NA -	Non-Callable 04/20/2030	4.17 1.53	101.96 2.86	102.68 2.67	13,573 13,669	96 0.71%
24	MBS Float	36225CSM9 AFS G2AR 080523 3.7	08/23/2001	1,434,669 28,454	3.75 07/20/2031	NA -	Non-Callable 07/20/2031	4.32 0.64	101.33 2.94	101.97 2.78	28,833 29,014	181 0.63%
25	MBS Float	36225CSZ0 AFS G2AR 080535 3.7	08/23/2001	3,567,526 46,972	3.75 08/20/2031	NA -	Non-Callable 08/20/2031	4.33 0.67	103.41 2.42	103.63 2.36	48,574 48,675	101 0.21%
26	MBS Float	36225CTZ9 AFS G2AR 080567 4.0	02/25/2002	5,007,640 83,286	4.00 01/20/2032	NA -	Non-Callable 01/20/2032	4.42 1.46	101.40 3.00	102.02 2.85	84,453 84,970	516 0.61%
27	MBS Float	31391BC39 AFS FN99AR 661690 4.3	09/25/2002	5,000,000 112,032	4.11 09/01/2032	NA -	Non-Callable 09/01/2032	4.46 1.28	105.77 2.49	106.10 2.41	118,492 118,869	377 0.32%
28	MBS Float	31402KUQ5 AFS FN99AR 731491 4.6	09/30/2003	4,000,000 26,454	4.26 10/01/2033	NA -	Non-Callable 10/01/2033	4.03 1.21	104.38 2.86	104.72 2.77	27,612 27,701	89 0.32%
29	MBS Float	31404AE91 AFS FN99AR 762560 4.5	10/25/2004	3,980,910 125,093	4.52 11/01/2033	NA -	Non-Callable 11/01/2033	4.03 1.26	102.65 2.93	101.85 3.14	128,404 127,406	(998) (0.78%)
30	MBS Float	31404CMN7 AFS FN99AR 764565 3.9	11/23/2004	5,000,000 435,987	3.94 06/01/2034	NA -	Non-Callable 06/01/2034	4.09 0.57	103.38 2.44	104.37 2.18	450,712 455,058	4,346 0.96%
31	MBS Float	31405DVG9 AFS FN99AR 786415 4.1	10/24/2007	5,369,079 145,968	4.14 07/01/2034	NA -	Non-Callable 07/01/2034	4.13 1.02	100.53 3.48	101.67 3.16	146,746 148,412	1,666 1.14%
32	MBS Float	31349TWL1 AFS FH99AR 782451 4.7	07/24/2006	6,450,000 41,142	4.73 10/01/2034	NA -	Non-Callable 10/01/2034	4.24 1.43	105.30 2.62	105.30 2.62	43,321 43,320	(1) (0.00%)
33	MBS Float	31407FU24 AFS FN99AR 829601 4.6	10/24/2007	4,927,478 95,021	4.63 08/01/2035	NA -	Non-Callable 08/01/2035	4.28 1.16	106.20 2.52	106.87 2.36	100,909 101,545	635 0.63%
34	MBS Float	3128QJG26 AFS FH99AR 1G1117 3.9	11/21/2007	15,000,000 584,823	3.98 09/01/2035	NA -	Non-Callable 09/01/2035	4.33 1.26	103.61 2.78	103.99 2.69	605,947 608,155	2,209 0.36%
35	MBS Float	31408EQ39 AFS FN99AR 849274 4.3	08/23/2006	6,575,000 30,242	4.30 01/01/2036	NA -	Non-Callable 01/01/2036	4.31 0.52	101.60 2.96	101.36 3.02	30,727 30,653	(73) (0.24%)

#	CUSIP Sector	FAS 115 Description	Settle Date	Original Face Current Face	Coupon Maturity	Call Date Call Price	Call Type Effect Mat	WAL Base Eff Dur	Book Price Book Yld (TE)	Mkt Price Mkt Yield	Book Value Mkt Value	Gain/Loss Gain/Loss %
36	MBS Float	3128QLRC7 AFS FH99AR 1H2583 4.8	04/24/2007	4,000,000 51,531	4.88 01/01/2036	NA -	Non-Callable 01/01/2036	4.39 0.78	105.16 2.70	105.78 2.55	54,189 54,511	322 0.59%
37	MBS Float	31408G7J0 AFS FN99AR 851497 3.8	09/21/2006	3,050,000 71,250	3.82 02/01/2036	NA -	Non-Callable 02/01/2036	4.30 0.74	102.49 2.81	102.58 2.79	73,024 73,088	64 0.09%
38	MBS Float	31409UTA3 AFS FN99AR 879045 4.8	11/30/2006	10,395,108 253,198	4.87 03/01/2036	NA -	Non-Callable 03/01/2036	4.35 0.75	102.78 3.24	103.37 3.09	260,249 261,739	1,490 0.57%
39	MBS Float	31349T6B2 AFS FH99AR 782666 4.9	08/23/2006	5,030,473 202,164	4.94 04/01/2036	NA -	Non-Callable 04/01/2036	4.43 0.88	98.76 4.46	99.54 4.25	199,649 201,237	1,588 0.80%
40	MBS Float	31410AEP7 AFS FN99AR 883142 4.7	09/21/2006	12,075,102 444,661	4.73 06/01/2036	NA -	Non-Callable 06/01/2036	4.36 0.97	104.63 2.82	105.21 2.68	465,266 467,809	2,543 0.55%
41	MBS Float	3128JRQ2 AFS FH99AR 847663 4.6	12/29/2006	10,000,000 117,280	4.62 11/01/2036	NA -	Non-Callable 11/01/2036	4.39 0.67	103.16 3.07	103.49 2.99	120,981 121,379	398 0.33%
42	MBS Float	3128NGF34 AFS FH99AR 1H1386 4.9	06/21/2007	5,000,000 85,300	4.91 03/01/2037	NA -	Non-Callable 03/01/2037	4.53 0.92	103.51 3.17	104.27 2.98	88,298 88,944	646 0.73%
43	MBS Float	3128QJ3C8 AFS FH99AR 1G1695 4.2	05/24/2007	10,000,000 105,643	4.25 04/01/2037	NA -	Non-Callable 04/01/2037	4.53 1.04	102.77 2.73	103.62 2.52	108,566 109,464	898 0.83%
44	MBS Float	31400L5H3 AFS FN99AR 691248 4.5	08/23/2007	2,000,000 382	4.51 05/01/2037	NA -	Non-Callable 05/01/2037	4.47 0.90	104.15 2.69	104.41 2.63	397 399	1 0.26%
45	MBS Float	31411VQ44 AFS FN99AR 915875 4.6	06/22/2007	5,000,000 135,934	4.64 05/01/2037	NA -	Non-Callable 05/01/2037	4.47 0.92	104.59 2.71	105.27 2.54	142,173 143,097	924 0.65%
46	MBS Float	31413B3Q2 AFS FN99AR 941007 4.4	08/10/2007	10,000,000 132,909	4.43 07/01/2037	NA -	Non-Callable 07/01/2037	4.49 1.04	102.98 3.04	103.55 2.90	136,872 137,624	752 0.55%
Total: MBS Float				187,965,974	4.37			4.24	103.21	103.76	3,689,455	18,671
				3,574,575	02/01/2035		02/01/2035	0.96	2.91	2.78	3,708,126	0.51%
47	Other	FLE190920 AFS FL PALM - 10/11/20	12/31/2018	2,078,293	2.74	NA -	Non-Callable 10/11/2019	0.03 0.03	100.00 2.74	100.00 2.74	2,078,293 2,078,293	- -
48	Other	FLE190920 AFS FL PALM - 10/17/20	12/31/2018	5,199,550	2.77	NA -	Non-Callable 10/17/2019	0.05 0.05	100.00 2.77	100.00 2.77	5,199,550 5,199,550	- -
49	Other	FLE190920 AFS FL PALM - 10/24/20	03/28/2019	15,194,431	2.53	NA -	Non-Callable 10/24/2019	0.07 0.07	100.00 2.53	100.00 2.53	15,194,431 15,194,431	- -
50	Other	FLCLASS AFS FLCLASS MM FUND	09/30/2019	5,309,215	2.21	NA -	Non-Callable 10/31/2019	0.08 0.09	100.00 2.21	100.00 2.21	5,309,215 5,309,215	- -
51	Other	SunTrust AFS SunTrust Premier C	09/30/2019	196,803	0.04	NA -	Non-Callable 10/31/2019	0.08 0.09	100.00 0.04	100.00 0.04	196,803 196,803	- -
52	Other	SBAFLPRIME AFS SBA/Florida Prime	09/30/2019	22,624,724	2.31	NA -	Non-Callable 10/31/2019	0.08 0.09	100.00 2.31	100.00 2.31	22,624,724 22,624,724	- -
53	Other	FLGITF AFS Florida Trust - Da	09/30/2019	5,154,229	2.11	NA -	Non-Callable 10/31/2019	0.08 0.09	100.00 2.11	100.00 2.11	5,154,229 5,154,229	- -

#	CUSIP Sector	FAS 115 Description	Settle Date	Original Face Current Face	Coupon Maturity	Call Date Call Price	Call Type Effect Mat	WAL Base Eff Dur	Book Price Book Yld (TE)	Mkt Price Mkt Yield	Book Value Mkt Value	Gain/Loss Gain/Loss %
54	WELLSFARGO Other	AFS WELLS FARGO SELECT	09/30/2019	1,875,457	1.90	NA	Non-Callable	0.08	100.00	100.00	1,875,457	-
				1,875,457	10/31/2019	-	10/31/2019	0.09	1.90	1.90	1,875,457	-
55	Other	QPD FL AFS QPD Synovus Money	09/30/2019	42,350,691	2.10	NA	Non-Callable	0.08	100.00	100.00	42,350,691	-
				42,350,691	10/31/2019	-	10/31/2019	0.09	2.10	2.10	42,350,691	-
56	Other	QPD CENT AFS QPD CENTENNIAL BAN	09/30/2019	41,600,694	2.11	NA	Non-Callable	0.08	100.00	100.00	41,600,694	-
				41,600,694	10/31/2019	-	10/31/2019	0.09	2.11	2.11	41,600,694	-
57	Other	QPD MM AFS QPD BANK UNITED MO	09/30/2019	5,457,266	2.25	NA	Non-Callable	0.08	100.00	100.00	5,457,266	-
				5,457,266	10/31/2019	-	10/31/2019	0.09	2.25	2.25	5,457,266	-
58	Other	QPD City AFS QDP CITY NATIONAL	09/30/2019	44,200,260	2.27	NA	Non-Callable	0.08	100.00	100.00	44,200,260	-
				44,200,260	10/31/2019	-	10/31/2019	0.09	2.27	2.27	44,200,260	-
59	Other	QPD CITIZ AFS QPD CITIZENS BANK	09/30/2019	10,401,686	2.18	NA	Non-Callable	0.08	100.00	100.00	10,401,686	-
				10,401,686	10/31/2019	-	10/31/2019	0.09	2.18	2.18	10,401,686	-
60	Other	AQP Axiom Bank MM AFS QPD Axiom Bank Mon	09/30/2019	5,001,831	2.25	NA	Non-Callable	0.08	100.00	100.00	5,001,831	-
				5,001,831	10/31/2019	-	10/31/2019	0.09	2.25	2.25	5,001,831	-
61	Other	QPD Ameris Bank Money Market AFS QPD Ameris Bank Mo	09/30/2019	45,575,251	2.18	NA	Non-Callable	0.08	100.00	100.00	45,575,251	-
				45,575,251	10/31/2019	-	10/31/2019	0.09	2.18	2.18	45,575,251	-
62	Other	FLE190920 AFS FL PALM - 12/17/20	03/28/2019	10,382,948	2.57	NA	Non-Callable	0.21	100.00	100.00	10,382,948	-
				10,382,948	12/17/2019	-	12/17/2019	0.22	2.57	2.57	10,382,948	-
63	Other	FLE190920 AFS FL PALM - 04/15/20	08/14/2019	9,022,781	1.93	NA	Non-Callable	0.54	100.00	100.00	9,022,781	-
				9,022,781	04/15/2020	-	04/15/2020	0.54	1.93	1.93	9,022,781	-
64	Other	FLE190920 AFS FL PALM - 04/15/20	08/14/2019	6,015,187	1.93	NA	Non-Callable	0.54	100.00	100.00	6,015,187	-
				6,015,187	04/15/2020	-	04/15/2020	0.54	1.93	1.93	6,015,187	-
65	Other	CDCityNat0520 AFS CD - City National	05/31/2019	10,088,356	2.50	NA	Non-Callable	0.67	100.00	100.00	10,088,356	-
				10,088,356	05/31/2020	-	05/31/2020	0.67	2.50	2.50	10,088,356	-
66	Other	FLE190920 AFS FL PALM - 08/7/202	08/16/2019	5,012,003	1.91	NA	Non-Callable	0.85	100.00	100.00	5,012,003	-
				5,012,003	08/07/2020	-	08/07/2020	0.86	1.91	1.91	5,012,003	-
67	Other	CDSynov1120 AFS CD - Synovus Bank	05/31/2019	20,174,559	2.60	NA	Non-Callable	1.17	100.00	100.00	20,174,559	-
				20,174,559	11/30/2020	-	11/30/2020	1.16	2.60	2.60	20,174,559	-
68	Other	CD - Ameris 18 mth AFS CD - Ameris Bank -	06/03/2019	10,000,000	2.52	NA	Non-Callable	1.18	100.00	100.00	10,000,000	-
				10,000,000	12/03/2020	-	12/03/2020	1.17	2.52	2.52	10,000,000	-
69	Other	CD - Axiom Bank AFS CD - Axiom Bank -	09/25/2019	20,000,000	2.15	NA	Non-Callable	1.99	100.00	100.00	20,000,000	-
				20,000,000	09/25/2021	-	09/25/2021	1.94	2.15	2.15	20,000,000	-
70	Other	CDCent0522 AFS CD - Centennial Ba	05/31/2019	20,181,105	2.70	NA	Non-Callable	2.67	100.00	100.00	20,181,105	-
				20,181,105	05/31/2022	-	05/31/2022	2.55	2.70	2.70	20,181,105	-
				363,097,320	2.27			0.47	100.00	100.00	363,097,320	-
				363,097,320	03/20/2020		03/20/2020	0.46	2.27	2.27	363,097,320	-
71	Treasury	912828F62 AFS UNITED STATES TREA	07/05/2018	10,000,000	1.50	NA	Non-Callable	0.08	98.75	99.95	9,875,000	120,312
				10,000,000	10/31/2019	-	10/31/2019	0.09	16.44	2.04	9,995,312	1.22%

CUSIP #	FAS 115 Sector	Description	Settle Date	Original Face Current Face	Coupon Maturity	Call Date Call Price	Call Type Effect Mat	WAL Base Eff Dur	Book Price Book Yld (TE)	Mkt Price Mkt Yield	Book Value Mkt Value	Gain/Loss Gain/Loss %
912828U32	Treasury	AFS UNITED STATES TREA	08/02/2018	10,000,000	1.00	NA	Non-Callable	0.13	98.14	99.89	9,814,062	175,000
72				10,000,000	11/15/2019	-	11/15/2019	0.13	16.61	1.88	9,989,062	1.78%
912828U73	Treasury	AFS UNITED STATES TREA	09/05/2018	10,000,000	1.38	NA	Non-Callable	0.21	98.44	99.89	9,843,750	145,312
73				10,000,000	12/15/2019	-	12/15/2019	0.21	9.00	1.90	9,989,062	1.48%
912828H52	Treasury	AFS UNITED STATES TREA	10/31/2018	10,000,000	1.25	NA	Non-Callable	0.33	98.18	99.78	9,817,578	160,547
74				10,000,000	01/31/2020	-	01/31/2020	0.34	6.82	1.90	9,978,125	1.64%
912828J84	Treasury	AFS UNITED STATES TREA	09/27/2018	10,000,000	1.38	NA	Non-Callable	0.50	97.97	99.77	9,796,875	179,687
75				10,000,000	03/31/2020	-	03/31/2020	0.51	5.55	1.85	9,976,562	1.83%
9128284J6	Treasury	AFS UNITED STATES TREA	12/19/2018	10,000,000	2.38	NA	Non-Callable	0.58	99.56	100.28	9,956,250	71,875
76				10,000,000	04/30/2020	-	04/30/2020	0.58	3.13	1.89	10,028,125	0.72%
912828X96	Treasury	AFS UNITED STATES TREA	12/19/2018	5,000,000	1.50	NA	Non-Callable	0.63	98.35	99.77	4,917,578	70,703
77				5,000,000	05/15/2020	-	05/15/2020	0.63	4.20	1.88	4,988,281	1.44%
912810EP9	Treasury	AFS UNITED STATES TREA	09/10/1993	3,000,000	7.13	NA	Non-Callable	3.38	117.08	118.06	3,512,344	29,531
78				3,000,000	02/15/2023	-	02/15/2023	3.05	1.88	1.60	3,541,875	0.84%
Total: Treasury				68,000,000	1.77			0.49	99.31	100.85	67,533,437	952,967
				68,000,000	03/26/2020		03/26/2020	0.47	8.79	1.89	68,486,404	1.41%
Total				648,787,613	2.22			0.51	99.92	100.15	444,446,335	998,059
				444,786,230	05/06/2020		05/06/2020	0.47	3.27	2.21	445,444,394	0.22%

This presentation is for informational purposes only and is being furnished on a confidential basis. By accepting this information, the recipient agrees that it will use the information only to evaluate its potential interest in the strategies described herein and for no other purpose and will not divulge any such information to any other party.

This presentation does not constitute a commitment to lend money, underwrite any proposed transaction, purchase securities or other assets, provide financing, arrange financing, or provide any other services. SunTrust Robinson Humphrey, Inc. and its representatives and affiliates make no representation and have given you no advice concerning the appropriate regulatory treatment, accounting treatment, or possible tax consequences of the proposed transactions described herein. Prior to entering into any proposed transaction, you should determine, without reliance upon SunTrust Robinson Humphrey, Inc. or its representatives or affiliates, the economic risks and merits, as well as the legal, tax, and accounting characteristics and consequences, of the transaction, and that you are able to assume these risks. These materials should not be relied upon for the maintenance of your books and records or for any tax, accounting, legal or other purposes.

All materials, including proposed terms and conditions, are indicative and for discussion purposes only. Finalized terms and conditions are subject to further discussion and negotiation and will be evidenced by a formal written agreement. Except as required by applicable law, we make no representation or warranty, express or implied, to you or to any person as to the content of the information contained herein. Opinions expressed herein are current opinions only as of the date indicated. Any historical price(s) or value(s) are also only as of the date indicated. We are under no obligation to update opinions or other information.

In connection with Treasury Regulation Section 1.6011-4, it is our mutual intent that the tax structure and tax treatment of the transactions contemplated by this presentation are not confidential and that notwithstanding anything herein to the contrary that each of us (and our employees, representatives and agents) may disclose to any and all persons, without limitation of any kind, the tax structure and tax treatment of the transactions contemplated herein.

SunTrust Robinson Humphrey, Inc. (“STRH”) is not recommending an action to you as a municipal entity or obligated person. STRH is not acting as an advisor to you and does not owe a fiduciary duty pursuant to Section 15B of the Exchange Act to you with respect to the information and material contained in this communication. STRH is acting for its own interests. You should discuss any information and material contained in this communication with any and all internal or external advisors and experts that you deem appropriate before acting on this information or material. This information provided “as-is” and “where-is”, and STRH makes no representation or warranty of any kind, express or implied, with respect to the selection, design, functionality, or operation of the information in this file, and makes no implied warranty of merchantability or fitness for a particular purpose, and specifically disclaims any implied warranty with respect thereto.

The information in this presentation is necessarily based upon information provided by you, and market, economic, and other conditions and assumptions. STRH assumes no obligation, and does not intend to, update the file to reflect any changes in such information, conditions or assumptions.

The information in this presentation is illustrative and is not intended to predict actual results, which may differ substantially from those reflected in this presentation. This presentation is based on mathematical models that use inputs and assumptions to calculate results. You should understand the assumptions and evaluate whether they are appropriate for your purposes. As with all models, results may vary significantly depending upon the value of the model’s inputs and assumptions, which may or may not be stated. Any interest rates or transactional terms used herein are hypothetical and take into consideration conditions in today’s market and other factual information. This presentation is for informational purposes only and is being furnished on a confidential basis.

This presentation does not constitute a commitment to lend money, underwrite any proposed transaction, purchase securities or other assets, provide financing, arrange financing, or provide any other services. SunTrust and its representatives and affiliates make no representation and have given you no advice concerning the appropriate regulatory treatment, accounting treatment, or possible tax consequences of the proposed transactions described herein. Prior to entering into any proposed transaction, you should determine, without reliance upon SunTrust or its representatives or affiliates, the economic risks and merits, as well as the legal, tax, and accounting characteristics and consequences, of the transaction, and that you are able to assume these risks. These materials should not be relied upon for the maintenance of your books and records or for any tax, accounting, legal or other purposes.

Any historical price(s) or value(s) are also only as of the date indicated. We are under no obligation to update opinions or other information.

Nothing in this document constitutes a “Research Report” within the meaning of CFTC Regulation 23.605(a)(9). If this document references a Swap, this document constitutes a solicitation within the meaning of CFTC Regulation 23.605(a)(9)(v) to potentially enter into a derivatives transaction upon satisfaction of all applicable legal requirements.

SunTrust Robinson Humphrey is the trade name for the corporate and investment banking services of SunTrust Banks, Inc. and its subsidiaries, including SunTrust Robinson Humphrey, Inc., member, FINRA and SIPC. Debt and equity underwriting, trading, research and sales, loan syndications, municipal securities trading and sales, and mergers and acquisitions advisory services are offered by SunTrust Robinson Humphrey, Inc. Cash management, loans and loan related products, foreign exchange, risk management products and services and agency services are offered by SunTrust Bank.