

Seminole County Board of  
County Commissioners  
Sanford, FL

Portfolio Performance Review  
December 31, 2018



**SUNTRUST**  
**ROBINSON HUMPHREY**

Grier Campbell  
Director  
Fixed Income Sales

*404-926-5549*  
*Grier.Campbell@suntrust.com*

Mike Davis  
Managing Director - Strategies  
Fixed Income Strategies

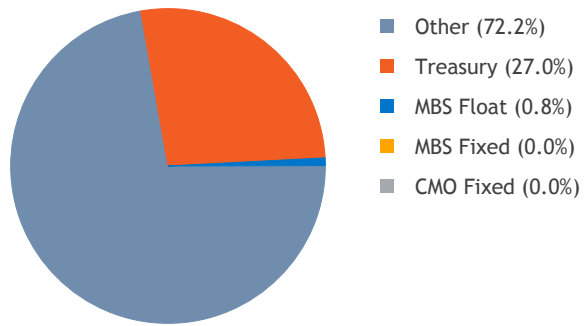
*901-842-3824*  
*Mike.Davis@suntrust.com*

Strictly Private and Confidential

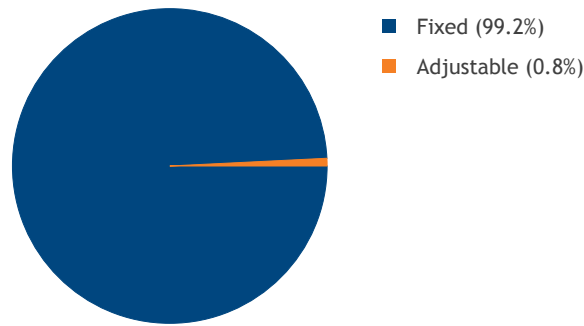
Section I Portfolio Overview..... 3  
Section II Security Inventory Report..... 4  
Disclaimer..... 9

Steven Jones  
Vice President  
Fixed Income Strategies

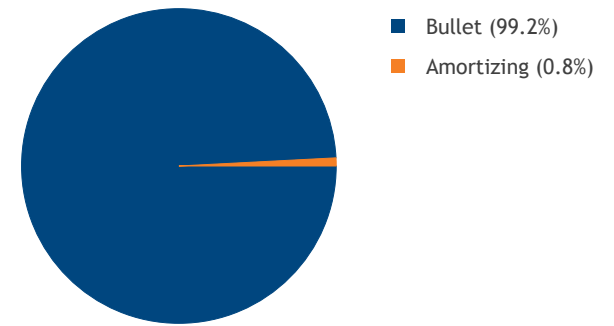
Sector Allocation



Coupon Type



Principal Type



Sector	Par Value	Book Value	Market Value	Gain (Loss)	AFS %	Book Yld (TE)	Average Life	Effective Duration	Effective Convexity	Price Vol. +300 Bps	Market Yld (TE)	3Mo CPR	
												Book Yld (TE)	Average Life
MBS Fixed	231,873	238,983	239,554	572	100%	1.96	1.20	1.11	0.02	(3.24)	1.48	2.14	1.34
MBS Float	4,301,967	4,445,683	4,447,246	1,563	100%	3.56	4.03	0.58	0.09	(2.95)	3.55	3.34	7.48
CMO Fixed	1,559	1,599	1,593	(6)	100%	2.85	0.77	0.73	0.01	(2.16)	3.31	3.34	0.89
Treasury	148,000,000	146,680,312	147,202,188	521,877	100%	3.28	0.83	0.82	0.01	(2.42)	2.59	3.28	0.83
Other	396,560,572	396,560,572	396,560,572	-	100%	2.58	0.14	0.14	0.00	(0.43)	2.58	2.58	0.14
<b>Totals/Averages</b>	<b>549,095,971</b>	<b>547,927,149</b>	<b>548,451,154</b>	<b>524,005</b>	<b>100%</b>	<b>2.77</b>	<b>0.36</b>	<b>0.33</b>	<b>0.00</b>	<b>(0.99)</b>	<b>2.59</b>	<b>2.77</b>	<b>0.39</b>

#	CUSIP	FAS 115 Sector	Description	Settle Date	Original Face	Current Face	Coupon	Maturity	Call Date	Call Price	Call Type	Effect Mat	WAL Base	Eff Dur	Book Price	Book Yld (TE)	Mkt Price	Mkt Yield	Book Value	Mkt Value	Gain/Loss	Gain/Loss %
1	31358GY43	CMO Fixed	AFS FN 9156 M PAC1 Fix	10/19/1993	1,300,000	1,559	6.75	06/25/2021	NA	-	Non-Callable	06/25/2021	0.77	0.73	102.52	2.85	102.15	3.31	1,599	1,593	(6)	(0.37%)
<b>Total: CMO Fixed</b>					<b>1,300,000</b>	<b>1,559</b>	<b>6.75</b>	<b>06/25/2021</b>	<b>0.77</b>	<b>0.73</b>	<b>Non-Callable</b>	<b>06/25/2021</b>	<b>0.77</b>	<b>0.73</b>	<b>102.52</b>	<b>2.85</b>	<b>102.15</b>	<b>3.31</b>	<b>1,599</b>	<b>1,593</b>	<b>(6)</b>	<b>(0.37%)</b>
2	36211QY54	MBS Fixed	AFS GNJO 520132 5.0	07/18/2006	1,646,693	40,252	5.00	04/15/2021	NA	-	Non-Callable	04/15/2021	0.94	0.90	101.51	3.17	102.79	1.79	40,860	41,376	515	1.26%
3	36292LB37	MBS Fixed	AFS GNJO 651758 5.0	07/18/2006	1,550,000	24,193	5.00	04/15/2021	NA	-	Non-Callable	04/15/2021	0.81	0.78	104.50	(0.78)	104.46	(0.74)	25,282	25,270	(11)	(0.05%)
4	36201XQ50	MBS Fixed	AFS GNJO 606276 5.0	07/18/2006	3,530,852	62,590	5.00	05/15/2021	NA	-	Non-Callable	05/15/2021	0.88	0.84	104.03	0.20	102.75	1.62	65,113	64,310	(803)	(1.23%)
5	3128M1TL3	MBS Fixed	AFS FGCI G12455 5.5	01/31/2007	5,130,000	66,202	5.50	10/01/2021	NA	-	Non-Callable	10/01/2021	0.85	0.82	102.83	1.90	104.97	(0.56)	68,076	69,489	1,413	2.08%
6	36202BCP8	MBS Fixed	AFS G2SF 000978 8.5	09/21/1993	3,144,133	470	8.50	03/20/2023	NA	-	Non-Callable	03/20/2023	1.39	1.28	102.37	6.43	102.43	6.37	481	481	-	0.06%
7	3128FHCT7	MBS Fixed	AFS FGLMC D75482 6.5	07/25/2001	3,422,641	38,166	6.50	05/01/2026	NA	-	Non-Callable	05/01/2026	2.87	2.49	102.63	5.44	101.21	5.99	39,170	38,627	(543)	(1.39%)
<b>Total: MBS Fixed</b>					<b>18,424,319</b>	<b>231,873</b>	<b>5.39</b>	<b>04/05/2022</b>	<b>1.20</b>	<b>1.11</b>	<b>Non-Callable</b>	<b>04/05/2022</b>	<b>1.20</b>	<b>1.11</b>	<b>103.07</b>	<b>1.96</b>	<b>103.33</b>	<b>1.48</b>	<b>238,983</b>	<b>239,554</b>	<b>572</b>	<b>0.24%</b>
8	36202KWW1	MBS Float	AFS G2AR 008761 3.5	05/31/1995	2,400,000	3,814	3.50	03/20/2021	NA	-	Non-Callable	03/20/2021	1.05	0.56	99.62	4.06	99.82	3.85	3,799	3,807	8	0.21%
9	36202K7D1	MBS Float	AFS G2AR 008992 3.6	06/22/1995	4,000,000	12,780	3.63	06/20/2022	NA	-	Non-Callable	06/20/2022	1.55	0.75	101.50	2.79	101.48	2.79	12,972	12,969	(3)	(0.02%)
10	36202J6M5	MBS Float	AFS G2AR 008076 3.1	08/24/1995	1,530,000	5,085	3.13	11/20/2022	NA	-	Non-Callable	11/20/2022	1.77	0.83	99.96	3.91	100.22	3.75	5,083	5,096	13	0.26%
11	31369BJJ5	MBS Float	AFS FN99AR 205565 3.5	02/23/1998	1,050,738	21,637	3.53	02/01/2023	NA	-	Non-Callable	02/01/2023	1.75	0.17	102.37	3.10	102.62	2.95	22,151	22,204	53	0.24%
12	36202KME2	MBS Float	AFS G2AR 008457 3.7	07/22/1998	2,461,551	8,355	3.75	07/20/2024	NA	-	Non-Callable	07/20/2024	2.50	1.10	102.31	3.12	102.28	3.13	8,547	8,545	(2)	(0.02%)
13	36202KPD1	MBS Float	AFS G2AR 008520 3.1	06/22/1995	2,022,030	8,680	3.13	10/20/2024	NA	-	Non-Callable	10/20/2024	2.59	0.93	102.47	2.95	102.66	2.87	8,894	8,911	17	0.19%
14	31348SLE2	MBS Float	AFS FH99AR 785725 4.5	11/23/1999	2,000,000	7,127	4.53	12/01/2026	NA	-	Non-Callable	12/01/2026	2.90	0.79	103.36	3.32	102.16	3.76	7,367	7,281	(86)	(1.16%)
15	31380LKE7	MBS Float	AFS FN99AR 443193 3.5	12/23/1998	3,500,000	17,334	4.84	11/01/2027	NA	-	Non-Callable	11/01/2027	2.74	0.94	104.08	3.19	102.62	3.75	18,042	17,788	(254)	(1.41%)
16	36225CKE5	MBS Float	AFS G2AR 080292 3.6	10/25/1999	4,000,000	16,491	3.63	06/20/2029	NA	-	Non-Callable	06/20/2029	4.02	0.88	100.22	3.94	100.31	3.91	16,527	16,543	16	0.09%
17	31295KN83	MBS Float	AFS FH99AR 786715 4.2	11/24/1999	1,856,783	27,437	4.25	07/01/2029	NA	-	Non-Callable	07/01/2029	3.52	0.62	102.90	3.66	102.96	3.64	28,233	28,249	16	0.06%

#	CUSIP Sector	FAS 115 Description	Settle Date	Original Face Current Face	Coupon Maturity	Call Date Call Price	Call Type Effect Mat	WAL Base Eff Dur	Book Price Book Yld (TE)	Mkt Price Mkt Yield	Book Value Mkt Value	Gain/Loss Gain/Loss %
18	MBS Float	31383K6X0 AFS FN99AR 505886 4.3	08/25/1999	3,000,000 19,710	4.39 07/01/2029	NA -	Non-Callable 07/01/2029	3.46 0.56	102.85 3.77	102.88 3.76	20,272 20,279	7 0.04%
19	MBS Float	31383NZU8 AFS FN99AR 508455 4.3	07/30/1999	3,560,767 49,756	4.39 08/01/2029	NA -	Non-Callable 08/01/2029	3.46 0.59	103.16 3.67	103.19 3.66	51,328 51,342	15 0.03%
20	MBS Float	31295KPW8 AFS FH99AR 786737 4.4	10/25/1999	4,000,000 1,002	4.50 09/01/2029	NA -	Non-Callable 09/01/2029	3.55 0.76	103.30 3.67	103.32 3.66	1,035 1,035	- 0.02%
21	MBS Float	31384VQU9 AFS FN99AR 535167 3.6	05/23/2001	5,721,120 31,187	3.65 01/01/2030	NA -	Non-Callable 01/01/2030	3.56 0.22	104.63 3.32	104.95 3.22	32,631 32,732	101 0.31%
22	MBS Float	36225CNP7 AFS G2AR 080397 3.6	05/24/2000	4,000,000 17,129	3.63 04/20/2030	NA -	Non-Callable 04/20/2030	4.42 0.95	101.96 3.51	101.34 3.67	17,465 17,358	(106) (0.61%)
23	MBS Float	36225CSM9 AFS G2AR 080523 3.7	08/23/2001	1,434,669 31,720	3.75 07/20/2031	NA -	Non-Callable 07/20/2031	4.44 1.19	101.33 3.78	101.79 3.66	32,144 32,289	145 0.45%
24	MBS Float	36225CSZ0 AFS G2AR 080535 3.7	08/23/2001	3,567,526 52,622	3.75 08/20/2031	NA -	Non-Callable 08/20/2031	4.35 1.20	103.41 3.24	103.44 3.23	54,417 54,435	17 0.03%
25	MBS Float	36225CTZ9 AFS G2AR 080567 3.3	02/25/2002	5,007,640 97,471	3.38 01/20/2032	NA -	Non-Callable 01/20/2032	4.63 0.91	101.40 3.67	101.55 3.63	98,837 98,979	142 0.14%
26	MBS Float	31391BC39 AFS FN99AR 661690 4.4	09/25/2002	5,000,000 141,514	4.42 09/01/2032	NA -	Non-Callable 09/01/2032	4.38 0.98	105.77 3.21	105.78 3.20	149,674 149,689	15 0.01%
27	MBS Float	31402KUQ5 AFS FN99AR 731491 4.6	09/30/2003	4,000,000 27,395	4.64 10/01/2033	NA -	Non-Callable 10/01/2033	4.18 0.80	104.38 3.65	104.39 3.64	28,595 28,598	4 0.01%
28	MBS Float	31404AE91 AFS FN99AR 762560 4.4	10/25/2004	3,980,910 220,732	4.46 11/01/2033	NA -	Non-Callable 11/01/2033	3.86 0.82	102.65 3.77	100.99 4.26	226,575 222,908	(3,667) (1.62%)
29	MBS Float	31404CMN7 AFS FN99AR 764565 3.9	11/23/2004	5,000,000 453,586	3.95 06/01/2034	NA -	Non-Callable 06/01/2034	3.86 0.65	103.38 3.13	104.24 2.88	468,905 472,811	3,906 0.83%
30	MBS Float	31405DVG9 AFS FN99AR 786415 4.2	10/24/2007	5,369,079 150,902	4.27 07/01/2034	NA -	Non-Callable 07/01/2034	3.49 0.56	100.53 4.25	100.88 4.13	151,706 152,223	517 0.34%
31	MBS Float	31349TWL1 AFS FH99AR 782451 4.7	07/24/2006	6,450,000 61,634	4.71 10/01/2034	NA -	Non-Callable 10/01/2034	4.38 0.96	105.30 3.40	104.98 3.48	64,899 64,703	(197) (0.30%)
32	MBS Float	31407FU24 AFS FN99AR 829601 4.5	10/24/2007	4,927,478 272,762	4.51 08/01/2035	NA -	Non-Callable 08/01/2035	3.50 0.41	106.20 2.84	106.24 2.83	289,665 289,777	112 0.04%
33	MBS Float	3128QJG26 AFS FH99AR 1G1117 4.4	11/21/2007	15,000,000 722,579	4.48 09/01/2035	NA -	Non-Callable 09/01/2035	4.48 0.80	103.61 3.65	103.56 3.66	748,678 748,282	(397) (0.05%)
34	MBS Float	31408EQ39 AFS FN99AR 849274 4.1	08/23/2006	6,575,000 31,171	3.86 01/01/2036	NA -	Non-Callable 01/01/2036	4.47 0.55	101.60 3.83	100.96 3.99	31,670 31,470	(201) (0.63%)
35	MBS Float	3128QLRC7 AFS FH99AR 1H2583 4.0	04/24/2007	4,000,000 53,216	4.05 01/01/2036	NA -	Non-Callable 01/01/2036	4.53 0.56	105.16 3.45	105.24 3.42	55,961 56,002	41 0.07%
36	MBS Float	31408G7J0 AFS FN99AR 851497 3.9	09/21/2006	3,050,000 109,595	3.91 02/01/2036	NA -	Non-Callable 02/01/2036	4.16 0.22	102.49 3.54	102.49 3.54	112,324 112,321	(4) (0.00%)

#	CUSIP Sector	FAS 115 Description	Settle Date	Original Face Current Face	Coupon Maturity	Call Date Call Price	Call Type Effect Mat	WAL Base Eff Dur	Book Price Book Yld (TE)	Mkt Price Mkt Yield	Book Value Mkt Value	Gain/Loss Gain/Loss %
37	MBS Float	31409UTA3 AFS FN99AR 879045 3.8	11/30/2006	10,395,108 264,743	3.87 03/01/2036	NA -	Non-Callable 03/01/2036	4.48 0.25	102.78 4.02	103.08 3.95	272,116 272,886	771 0.28%
38	MBS Float	31349T6B2 AFS FH99AR 782666 4.1	08/23/2006	5,030,473 208,005	4.19 04/01/2036	NA -	Non-Callable 04/01/2036	4.56 0.36	98.76 5.17	98.92 5.12	205,417 205,760	342 0.17%
39	MBS Float	31410AEP7 AFS FN99AR 883142 4.5	09/21/2006	12,075,102 457,248	4.59 06/01/2036	NA -	Non-Callable 06/01/2036	3.81 0.36	104.63 3.44	104.62 3.44	478,436 478,383	(53) (0.01%)
40	MBS Float	3128JRQQ2 AFS FH99AR 847663 4.3	12/29/2006	10,000,000 195,945	4.32 11/01/2036	NA -	Non-Callable 11/01/2036	4.45 0.74	103.16 3.84	103.12 3.85	202,128 202,059	(70) (0.03%)
41	MBS Float	3128NGF34 AFS FH99AR 1H1386 3.9	06/21/2007	5,000,000 112,155	3.97 03/01/2037	NA -	Non-Callable 03/01/2037	4.66 0.39	103.51 3.90	103.69 3.86	116,097 116,299	202 0.17%
42	MBS Float	3128QJ3C8 AFS FH99AR 1G1695 3.7	05/24/2007	10,000,000 111,018	3.70 04/01/2037	NA -	Non-Callable 04/01/2037	4.66 0.50	102.77 3.51	102.83 3.49	114,090 114,163	72 0.06%
43	MBS Float	31411VQ44 AFS FN99AR 915875 4.1	06/22/2007	5,000,000 140,611	4.14 05/01/2037	NA -	Non-Callable 05/01/2037	1.91 (0.05)	104.59 2.01	104.66 1.96	147,064 147,162	98 0.07%
44	MBS Float	31400L5H3 AFS FN99AR 691248 4.1	08/23/2007	2,000,000 916	4.01 05/01/2037	NA -	Non-Callable 05/01/2037	4.99 0.41	104.15 3.59	103.81 3.66	954 951	(3) (0.32%)
45	MBS Float	31413B3Q2 AFS FN99AR 941007 4.4	08/10/2007	10,000,000 136,902	4.43 07/01/2037	NA -	Non-Callable 07/01/2037	3.88 0.51	102.98 3.71	102.96 3.72	140,985 140,957	(28) (0.02%)
<b>Total: MBS Float</b>				<b>187,965,974 4,301,967</b>	<b>4.24 01/26/2035</b>	<b>NA 01/26/2035</b>	<b>Non-Callable</b>	<b>4.03 0.58</b>	<b>103.34 3.56</b>	<b>103.40 3.55</b>	<b>4,445,683 4,447,246</b>	<b>1,563 0.04%</b>
46	Other	FID190116 AFS FIDELITY BANK OF F	12/31/2018	2,035,049 2,035,049	1.92 01/16/2019	NA -	Non-Callable 01/16/2019	0.04 0.04	100.00 1.91	100.00 1.91	2,035,049 2,035,049	- -
47	Other	FLE190124 AFS FL EDUCATION INVES	12/31/2018	5,096,029 5,096,029	2.25 01/24/2019	NA -	Non-Callable 01/24/2019	0.07 0.07	100.00 2.24	100.00 2.24	5,096,029 5,096,029	- -
48	Other	QPD CENT QPD CENTENNIAL BAN	12/31/2018	66,527,812 66,527,812	2.60 01/31/2019	NA -	Non-Callable 01/31/2019	0.08 0.09	100.00 2.60	100.00 2.60	66,527,812 66,527,812	- -
49	Other	SunTrust AFS SunTrust Premier C	12/31/2018	368,152 368,152	0.04 01/31/2019	NA -	Non-Callable 01/31/2019	0.08 0.09	100.00 0.04	100.00 0.04	368,152 368,152	- -
50	Other	QPD CITIZ QPD CITIZENS BANK	12/31/2018	10,207,450 10,207,450	2.60 01/31/2019	NA -	Non-Callable 01/31/2019	0.08 0.09	100.00 2.60	100.00 2.60	10,207,450 10,207,450	- -
51	Other	FLCLASS AFS FLCLASS MM FUND	12/31/2018	5,210,405 5,210,405	2.51 01/31/2019	NA -	Non-Callable 01/31/2019	0.08 0.09	100.00 2.51	100.00 2.51	5,210,405 5,210,405	- -
52	Other	WELLSFARGO AFS WELLS FARGO SELECT	12/31/2018	1,844,025 1,844,025	2.36 01/31/2019	NA -	Non-Callable 01/31/2019	0.08 0.09	100.00 2.36	100.00 2.36	1,844,025 1,844,025	- -
53	Other	QPD City AFS QPD CITY NATIONAL	12/31/2018	78,066,171 78,066,171	2.60 01/31/2019	NA -	Non-Callable 01/31/2019	0.08 0.09	100.00 2.60	100.00 2.60	78,066,171 78,066,171	- -
54	Other	FLE190816 AFS FL EDUCATION INVES	12/31/2018	5,060,769 5,060,769	2.49 01/31/2019	NA -	Non-Callable 01/31/2019	0.08 0.09	100.00 2.50	100.00 2.50	5,060,769 5,060,769	- -

#	CUSIP Sector	FAS 115 Description	Settle Date	Original Face Current Face	Coupon Maturity	Call Date Call Price	Call Type Effect Mat	WAL Base Eff Dur	Book Price Book Yld (TE)	Mkt Price Mkt Yield	Book Value Mkt Value	Gain/Loss Gain/Loss %
55	QPD FL Other	AFS QPD FLORIDA COMMUN	12/31/2018	76,253,701	2.60	NA	Non-Callable	0.08	100.00	100.00	76,253,701	-
				76,253,701	01/31/2019	-	01/31/2019	0.09	2.60	2.60	76,253,701	-
56	QPD MM Other	AFS QPD BANK UNITED MO	12/31/2018	78,028,539	2.50	NA	Non-Callable	0.08	100.00	100.00	78,028,539	-
				78,028,539	01/31/2019	-	01/31/2019	0.09	2.50	2.50	78,028,539	-
57	SBAFLPRIME Other	AFS SBA/Florida Prime	12/31/2018	12,098,900	2.56	NA	Non-Callable	0.08	100.00	100.00	12,098,900	-
				12,098,900	01/31/2019	-	01/31/2019	0.09	2.56	2.56	12,098,900	-
58	FLE190228 Other	AFS FL EDUCATION INVES	12/31/2018	5,095,885	2.28	NA	Non-Callable	0.17	100.00	100.00	5,095,885	-
				5,095,885	02/28/2019	-	02/28/2019	0.16	2.27	2.27	5,095,885	-
59	FLE190328 Other	AFS FL EDUCATION INVES	12/31/2018	10,188,949	2.47	NA	Non-Callable	0.24	100.00	100.00	10,188,949	-
				10,188,949	03/28/2019	-	03/28/2019	0.24	2.46	2.46	10,188,949	-
60	FLE190528 Other	AFS FL EDUCATION INVES	12/31/2018	10,084,247	2.50	NA	Non-Callable	0.41	100.00	100.00	10,084,247	-
				10,084,247	05/28/2019	-	05/28/2019	0.41	2.50	2.50	10,084,247	-
61	FLE190816 Other	AFS FL EDUCATION INVES	12/31/2018	10,193,843	2.84	NA	Non-Callable	0.63	100.00	100.00	10,193,843	-
				10,193,843	08/16/2019	-	08/16/2019	0.63	2.84	2.84	10,193,843	-
62	FLE190816 Other	AFS FL EDUCATION INVES	12/31/2018	10,014,351	2.91	NA	Non-Callable	0.69	100.00	100.00	10,014,351	-
				10,014,351	09/10/2019	-	09/10/2019	0.69	2.91	2.91	10,014,351	-
63	FLE190816 Other	AFS FL EDUCATION INVES	12/31/2018	10,186,295	2.91	NA	Non-Callable	0.72	100.00	100.00	10,186,295	-
				10,186,295	09/20/2019	-	09/20/2019	0.72	2.91	2.91	10,186,295	-
	<b>Total: Other</b>			<b>396,560,572</b>	<b>2.58</b>			<b>0.14</b>	<b>100.00</b>	<b>100.00</b>	<b>396,560,572</b>	<b>-</b>
				<b>396,560,572</b>	<b>02/21/2019</b>		<b>02/21/2019</b>	<b>0.14</b>	<b>2.58</b>	<b>2.58</b>	<b>396,560,572</b>	<b>-</b>
64	912828SD3 Treasury	AFS UNITED STATES TREA	07/03/2018	10,000,000	1.25	NA	Non-Callable	0.08	99.64	99.89	9,964,062	25,000
				10,000,000	01/31/2019	-	01/31/2019	0.09	5.51	2.54	9,989,062	0.25%
65	912828ST8 Treasury	AFS UNITED STATES TREA	07/05/2018	10,000,000	1.25	NA	Non-Callable	0.33	99.31	99.59	9,931,250	28,125
				10,000,000	04/30/2019	-	04/30/2019	0.33	3.34	2.48	9,959,375	0.28%
66	912828XS4 Treasury	AFS UNITED STATES TREA	09/27/2018	15,000,000	1.25	NA	Non-Callable	0.42	99.19	99.48	14,878,125	44,532
				15,000,000	05/31/2019	-	05/31/2019	0.42	3.23	2.50	14,922,657	0.30%
67	912828S43 Treasury	AFS UNITED STATES TREA	09/27/2018	10,000,000	0.75	NA	Non-Callable	0.54	98.61	99.05	9,860,938	43,750
				10,000,000	07/15/2019	-	07/15/2019	0.54	3.37	2.54	9,904,688	0.44%
68	912828TH3 Treasury	AFS UNITED STATES TREA	07/05/2018	10,000,000	0.88	NA	Non-Callable	0.58	98.59	99.03	9,859,375	43,750
				10,000,000	07/31/2019	-	07/31/2019	0.58	3.32	2.56	9,903,125	0.44%
69	9128282B5 Treasury	AFS UNITED STATES TREA	08/02/2018	10,000,000	0.75	NA	Non-Callable	0.63	98.41	98.88	9,840,625	46,875
				10,000,000	08/15/2019	-	08/15/2019	0.62	3.35	2.58	9,887,500	0.48%
70	9128282X7 Treasury	AFS UNITED STATES TREA	09/27/2018	15,000,000	1.38	NA	Non-Callable	0.75	98.75	99.08	14,812,500	49,218
				15,000,000	09/30/2019	-	09/30/2019	0.75	3.08	2.63	14,861,718	0.33%
71	912828F62 Treasury	AFS UNITED STATES TREA	07/05/2018	10,000,000	1.50	NA	Non-Callable	0.83	98.75	99.06	9,875,000	31,250
				10,000,000	10/31/2019	-	10/31/2019	0.84	3.03	2.65	9,906,250	0.32%
72	912828U32 Treasury	AFS UNITED STATES TREA	08/02/2018	10,000,000	1.00	NA	Non-Callable	0.88	98.14	98.59	9,814,062	45,313
				10,000,000	11/15/2019	-	11/15/2019	0.88	3.18	2.64	9,859,375	0.46%

#	CUSIP Sector	FAS 115 Description	Settle Date	Original Face Current Face	Coupon Maturity	Call Date Call Price	Call Type Effect Mat	WAL Base Eff Dur	Book Price Book Yld (TE)	Mkt Price Mkt Yield	Book Value Mkt Value	Gain/Loss Gain/Loss %
73	Treasury	912828U73 AFS UNITED STATES TREA	09/05/2018	10,000,000	1.38 12/15/2019	NA -	Non-Callable 12/15/2019	0.96 0.96	98.44 3.05	98.80 2.66	9,843,750 9,879,688	35,938 0.37%
74	Treasury	912828H52 AFS UNITED STATES TREA	10/31/2018	10,000,000	1.25 01/31/2020	NA -	Non-Callable 01/31/2020	1.08 1.08	98.18 2.97	98.55 2.62	9,817,578 9,854,688	37,110 0.38%
75	Treasury	912828J84 AFS UNITED STATES TREA	09/27/2018	10,000,000	1.38 03/31/2020	NA -	Non-Callable 03/31/2020	1.25 1.25	97.97 3.05	98.53 2.58	9,796,875 9,853,125	56,250 0.57%
76	Treasury	9128284J6 AFS UNITED STATES TREA	12/19/2018	10,000,000	2.38 04/30/2020	NA -	Non-Callable 04/30/2020	1.33 1.32	99.56 2.71	99.56 2.71	9,956,250 9,956,250	- -
77	Treasury	912828X96 AFS UNITED STATES TREA	12/19/2018	5,000,000	1.50 05/15/2020	NA -	Non-Callable 05/15/2020	1.38 1.37	98.35 2.73	98.58 2.56	4,917,578 4,928,906	11,328 0.23%
78	Treasury	912810EP9 AFS UNITED STATES TREA	09/10/1993	3,000,000	7.13 02/15/2023	NA -	Non-Callable 02/15/2023	4.13 3.57	117.08 2.72	117.86 2.54	3,512,344 3,535,781	23,438 0.67%
Total: Treasury				148,000,000	1.41			0.83	99.11	99.53	146,680,312	521,877
				148,000,000	10/30/2019		10/30/2019	0.82	3.28	2.59	147,202,188	0.36%
Total				752,250,865	2.28			0.36	99.79	99.88	547,927,149	524,005
				549,095,971	06/16/2019		06/16/2019	0.33	2.77	2.59	548,451,154	0.10%



This presentation is for informational purposes only and is being furnished on a confidential basis. By accepting this information, the recipient agrees that it will use the information only to evaluate its potential interest in the strategies described herein and for no other purpose and will not divulge any such information to any other party.

This presentation does not constitute a commitment to lend money, underwrite any proposed transaction, purchase securities or other assets, provide financing, arrange financing, or provide any other services. SunTrust Robinson Humphrey, Inc. and its representatives and affiliates make no representation and have given you no advice concerning the appropriate regulatory treatment, accounting treatment, or possible tax consequences of the proposed transactions described herein. Prior to entering into any proposed transaction, you should determine, without reliance upon SunTrust Robinson Humphrey, Inc. or its representatives or affiliates, the economic risks and merits, as well as the legal, tax, and accounting characteristics and consequences, of the transaction, and that you are able to assume these risks. These materials should not be relied upon for the maintenance of your books and records or for any tax, accounting, legal or other purposes.

All materials, including proposed terms and conditions, are indicative and for discussion purposes only. Finalized terms and conditions are subject to further discussion and negotiation and will be evidenced by a formal written agreement. Except as required by applicable law, we make no representation or warranty, express or implied, to you or to any person as to the content of the information contained herein. Opinions expressed herein are current opinions only as of the date indicated. Any historical price(s) or value(s) are also only as of the date indicated. We are under no obligation to update opinions or other information.

In connection with Treasury Regulation Section 1.6011-4, it is our mutual intent that the tax structure and tax treatment of the transactions contemplated by this presentation are not confidential and that notwithstanding anything herein to the contrary that each of us (and our employees, representatives and agents) may disclose to any and all persons, without limitation of any kind, the tax structure and tax treatment of the transactions contemplated herein.

SunTrust Robinson Humphrey, Inc. (“STRH”) is not recommending an action to you as a municipal entity or obligated person. STRH is not acting as an advisor to you and does not owe a fiduciary duty pursuant to Section 15B of the Exchange Act to you with respect to the information and material contained in this communication. STRH is acting for its own interests. You should discuss any information and material contained in this communication with any and all internal or external advisors and experts that you deem appropriate before acting on this information or material. This information provided “as-is” and “where-is”, and STRH makes no representation or warranty of any kind, express or implied, with respect to the selection, design, functionality, or operation of the information in this file, and makes no implied warranty of merchantability or fitness for a particular purpose, and specifically disclaims any implied warranty with respect thereto.

The information in this presentation is necessarily based upon information provided by you, and market, economic, and other conditions and assumptions. STRH assumes no obligation, and does not intend to, update the file to reflect any changes in such information, conditions or assumptions.

The information in this presentation is illustrative and is not intended to predict actual results, which may differ substantially from those reflected in this presentation. This presentation is based on mathematical models that use inputs and assumptions to calculate results. You should understand the assumptions and evaluate whether they are appropriate for your purposes. As with all models, results may vary significantly depending upon the value of the model’s inputs and assumptions, which may or may not be stated. Any interest rates or transactional terms used herein are hypothetical and take into consideration conditions in today’s market and other factual information. This presentation is for informational purposes only and is being furnished on a confidential basis.

This presentation does not constitute a commitment to lend money, underwrite any proposed transaction, purchase securities or other assets, provide financing, arrange financing, or provide any other services. SunTrust and its representatives and affiliates make no representation and have given you no advice concerning the appropriate regulatory treatment, accounting treatment, or possible tax consequences of the proposed transactions described herein. Prior to entering into any proposed transaction, you should determine, without reliance upon SunTrust or its representatives or affiliates, the economic risks and merits, as well as the legal, tax, and accounting characteristics and consequences, of the transaction, and that you are able to assume these risks. These materials should not be relied upon for the maintenance of your books and records or for any tax, accounting, legal or other purposes.

Any historical price(s) or value(s) are also only as of the date indicated. We are under no obligation to update opinions or other information.

Nothing in this document constitutes a “Research Report” within the meaning of CFTC Regulation 23.605(a)(9). If this document references a Swap, this document constitutes a solicitation within the meaning of CFTC Regulation 23.605(a)(9)(v) to potentially enter into a derivatives transaction upon satisfaction of all applicable legal requirements.

SunTrust Robinson Humphrey is the trade name for the corporate and investment banking services of SunTrust Banks, Inc. and its subsidiaries, including SunTrust Robinson Humphrey, Inc., member, FINRA and SIPC. Debt and equity underwriting, trading, research and sales, loan syndications, municipal securities trading and sales, and mergers and acquisitions advisory services are offered by SunTrust Robinson Humphrey, Inc. Cash management, loans and loan related products, foreign exchange, risk management products and services and agency services are offered by SunTrust Bank.